

The background is a solid yellow color. It is decorated with numerous diagonal lines of varying lengths and colors, including light blue, light green, white, pink, and purple. These lines are scattered across the entire page, creating a dynamic and artistic feel.

**Artists Creating Together**

# **CREATIVE CUBE**

**EVENT  
INFORMATION**

---

**Invite the Creative Cube to  
bring accessible arts and  
creativity to your local event**



# ABOUT THE CREATIVE CUBE

The Creative Cube is a mobile art experience that delivers an accessible, creative space for individuals of all abilities in the West Michigan community.

The Creative Cube is a project of Grand Rapids nonprofit, Artists Creating Together (ACT). ACT's mission is to empower individuals with disabilities to learn, grow, and celebrate through the arts. We have been part of the West Michigan community since 1986.

---

## ACT CORE VALUES

Every person is valuable and deserves to be understood.

We recognize the potential of every child, youth, and adult--and that disabilities are not a barrier to success.

Together, we can empower people of all abilities to be active, positive, and contributing members of our community.

The arts are a fundamental tool in helping all people to reach their potential.

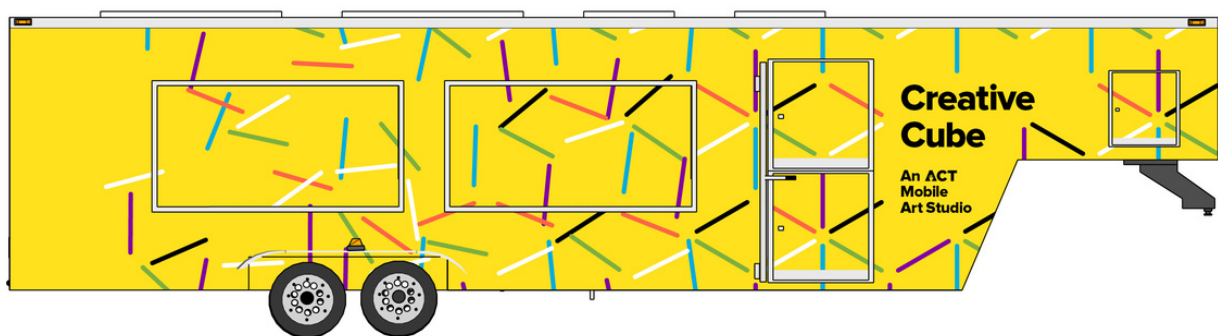
For more information, visit  
[artistscreatingtogether.org](http://artistscreatingtogether.org) or email us at  
[coordinator@artistscreatingtogether.org](mailto:coordinator@artistscreatingtogether.org)

# A VISIT FROM THE CREATIVE CUBE

The Creative Cube is a 40-foot long re-imagined race trailer that brings art and creativity with it wherever it goes.

## Features of the Creative Cube include:

- Performance stage
- Sound system
- Expanding mobile art work spaces
- Accessible, wheelchair- and adaptive equipment-friendly ramp
- Accessible sink
- Concession-style windows
- Awnings on all sides
- Solar Powered Battery & Lights
- Built-in counters & cabinets full of art supplies
- On-site ACT Community Arts Coordinator event support





# EVENT CRITERIA

ACT evaluates Creative Cube event applications based on how the event engages with one or multiple of the following areas:

## **Disability Focus:**

The event serves our mission; providing opportunities to people with disabilities, sharing disability resources in our community, and empowering people of all abilities.

## **Arts Engagement:**

The event focuses on the arts; sharing local art, teaching artistic practice, encouraging artistic thought, and supporting the importance of the arts in our community.

## **Underserved Populations:**

The event reaches populations who have historically been underserved in our community.

## **Event Scope:**

The event attracts, or is estimated to attract, enough participants and guests to help reach our engagement goals. The Cube is intended to engage large amounts of people throughout an event--between 100 to 1,000 visitors.

## **Resource Availability:**

The event organizers have the resources to support the Creative Cube's visit either financially and/or through provided volunteers.

# SPACIAL CRITERIA

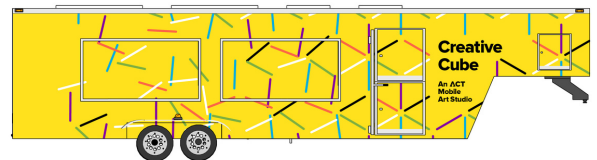
PAGE 1 OF 2

## Features & Use:

Our performance stage unfolds from one side of the Creative Cube. The opposite side has a split door as an entry/exit point, and two large concession-style windows. Inside, a long and accessible counter provides additional work space. We can operate with or without the stage down. Three movable pods serve as work spaces that can roll out of the Creative Cube and be set up anywhere. With six seats at each pod, eight seats inside, and plenty of room to watch performances, the Creative Cube can host 30 people creating and enjoying art at one time. ACT brings all supplies, planned projects, and staff with the Creative Cube wherever it goes!

## Size:

The Creative Cube is a 40-foot-long re-imagined race trailer. With our accessible ramp, we have a 60 foot footprint. When our stage is in use, it extends an additional 8.5' from the body of the trailer. Opening the stage is optional.



- Dimensions while closed: 8.5' W x 40' L x 9' H
  - Footprint: 8.5' W x 60' L x 9' H
- Footprint with stage open: 17' W x 60' L x 9' H
- Ideal footprint of space where Cube will be parked: 25' W X 70' L X 9' H

## Event Space & Parking Requirements:

The Creative Cube requires a paved, flat surface to park on for the safety of the trailer as well as for the safety and accessibility of our visitors. The surface must be able to support 13,000 lbs.

The Creative Cube is towed by a professional and fully insured towing company. They are experts at maneuvering the Creative Cube into tight spots, but they do need space to drive, unhook their vehicle, and leave once the Creative Cube is parked. ACT and our towing company must be able to access the space to park the Creative Cube at least 1.5 hours pre-event and remain accessible for at least 1 hour post-event for pack up and transport.

The event space must have access to accessible restrooms. The Creative Cube must be parked in an area that is accessible to all visitors.

## Electricity & Power:

The Creative Cube is equipped with solar panels that provide us light, fans, a pump for the water in our sinks, and more. However, our solar rechargeable battery is not strong enough to power our sound system. If you are requesting use of the sound system, be aware we must be able to access an outlet within a few hundred feet via extension cords.

## Weather & Season:

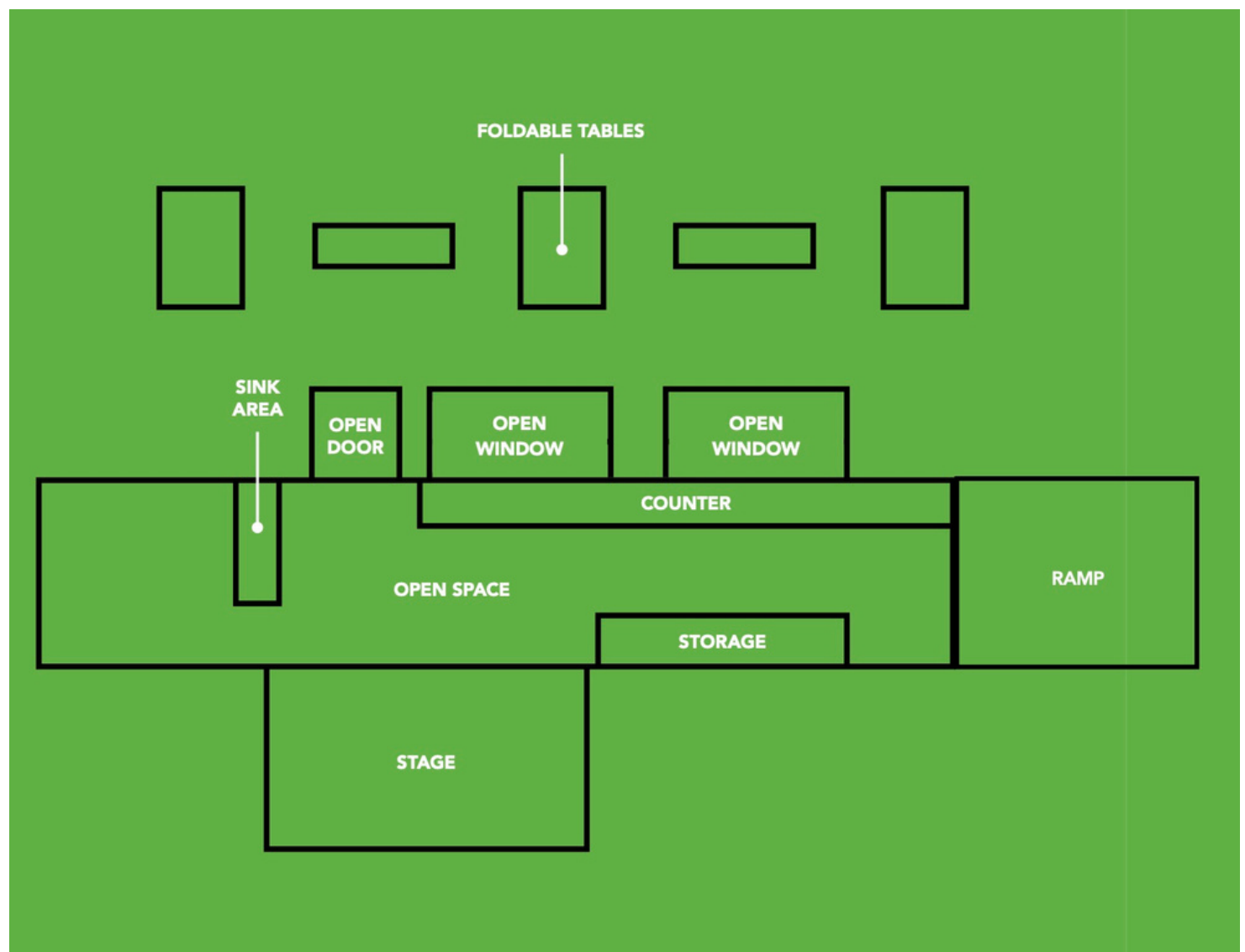
The Creative Cube will not operate in heavy rain, extreme heat, or snow for the safety of our visitors. The Creative Cube season runs from late March to late October each year.

# SPACIAL CRITERIA

PAGE 2 OF 2

## Creative Cube: Footprint Rendering

Below is a bird's-eye view of the Creative Cube footprint and features once it is parked and unfolded, including the stage and the awnings. Opening the two concession-style awnings (labeled as "Open Window"), as well as the stage, are both optional.



# EVENT COSTS BY DAY

Event costs are scalable based on event needs.  
Nonprofit rates available.

## Half Day Event

Up to 3 Hours

Base Fee (Includes Creative Cube transport):	\$500
ACT Staffing:	\$350
Artist Support (performing, visual, or interns):	\$1,200
Materials (performance or visual):	\$1,200
Total admin costs (planning, hiring, insurance, travel, evaluation and volunteer oversight):	\$500

Grand Total: \$3,750.00\*

\*Sliding scale and nonprofit rates  
available

## Full Day Event

Up to 6 Hours

Base Fee (Includes Creative Cube transport):	\$500
ACT Staffing:	\$700
Artists Support (performing, visual, or interns):	\$2,400
Materials (performance or visual):	\$2,400
Total admin costs (planning, hiring, insurance, travel, evaluation and volunteer oversight):	\$500

Grand Total: \$6,500.00\*

\*Sliding scale and nonprofit rates  
available





# Creative Cube

An ACT Mobile Art Studio





